





CIVIL FRAMES

CIVIL FRAMES

Frame with removable end which allows the frame to be installed around existing cables and pipes- **HCOX**



Civil large frame for sealing services with an overall diameter in excess of 100mm. - **HCLX**





Civil large frame with removable end which allows the frame to be installed around existing cable or pipe. - **HCLOX**



Standard Civil Flanged frame to be bolted or casted to a wall or floor. - **HCX**

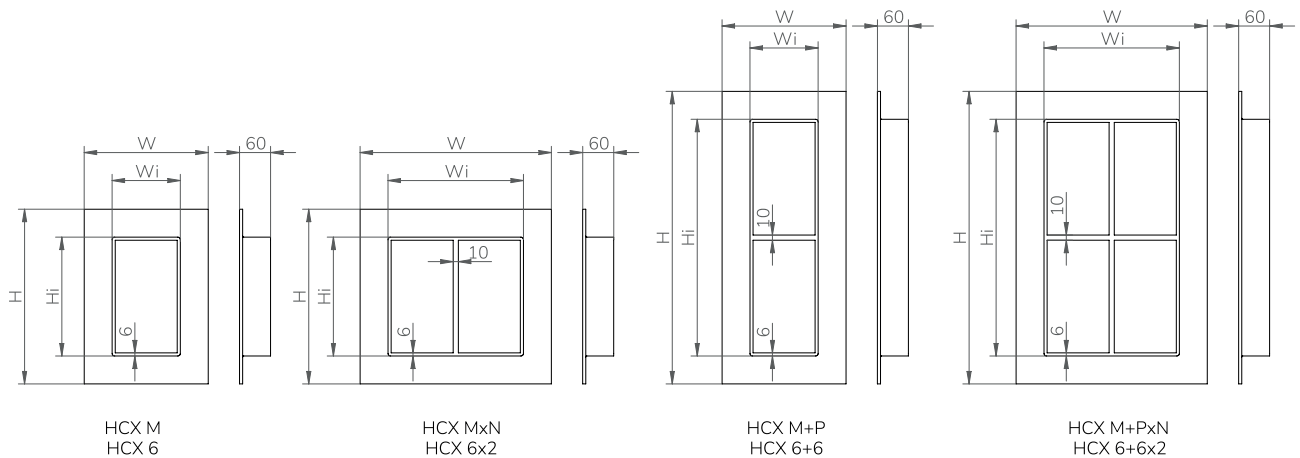


HCX Frame

Rectangular Civil Frame with flange. Made in 6mm thickness steel with 60mm flange.

CHARACTERISTICS

- Available in four standard sizes 120 width, 2,4,6,8 and in four standard sizes 60mm width, 1,3,5,7. Multiple frames are available as combination of two or more apertures arranged horizontally, vertically or both combined.
- Designed to be bolted or casted.
- Materials: Mild Steel, Stainless Steel. Other materials under request.
- To be sealed with standard or EMC HF blocks, compression systems and accessories.
- Ex available under request.



*Frame designation: M = size row 1; P = size row 2; N = number of columns.

DESCRIPTION	EXTERNAL DIMENSIONS (mm)				WEIGHT (Kg)	
	W	H	Wi	Hi	Mild Steel	Stainless Steel
HCX 2	240	221	132	113	3,1	3,2
HCX 2x2	371	221	263	113	5,0	5,1
HCX 2x3	501	221	393	113	6,8	7,0
HCX 2x4	631	221	523	113	8,7	8,9
HCX 2x5	762	221	654	113	10,6	10,9
HCX 2x6	892	221	784	113	12,4	12,8
HCX 4	240	280	132	171,5	3,7	3,8
HCX 4x2	371	280	263	171,5	5,9	6,0
HCX 4x3	501	280	393	171,5	8,0	8,2
HCX 4x4	631	280	523	171,5	10,2	10,5
HCX 4x5	762	280	654	171,5	12,3	12,6
HCX 4x6	892	280	784	171,5	14,5	23,4

*All dimensions are nominal values

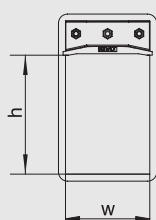
HCX Frame

DESCRIPTION	EXTERNAL DIMENSIONS (mm)				WEIGHT (Kg)	
	W	H	Wi	Hi	Mild Steel	Stainless Steel
HMFx 4+4	240	449	132	341	6,1	6,3
HMFx 4+4x2	371	449	263	341	9,6	9,8
HMFx 4+4x3	501	449	393	341	13,1	13,4
HMFx 4+4x4	631	449	523	341	16,6	17,0
HMFx 4+4x5	762	449	654	341	20,1	20,6
HMFx 4+4x6	892	449	784	341	23,6	24,2
HMFx 6	240	338	132	230	4,4	4,5
HMFx 6x2	371	338	263	230	6,8	7,0
HMFx 6x3	501	338	393	230	9,2	9,4
HMFx 6x4	631	338	523	230	11,6	11,9
HMFx 6x5	762	338	654	230	14,0	14,3
HMFx 6x6	892	338	784	230	16,5	16,9
HMFx 6+6	240	566	132	458	7,4	7,6
HMFx 6+6x2	371	566	263	458	11,4	11,7
HMFx 6+6x3	501	566	393	458	15,5	15,9
HMFx 6+6x4	631	566	523	458	19,5	20,0
HMFx 6+6x5	762	566	654	458	23,6	24,2
HMFx 6+6x6	892	566	784	458	27,6	28,3
HMFx 8	240	397	132	288,5	5,0	5,1
HMFx 8x2	371	397	263	288,5	7,7	7,9
HMFx 8x3	501	397	393	288,5	10,4	10,7
HMFx 8x4	631	397	523	288,5	13,1	13,4
HMFx 8x5	762	397	654	288,5	15,8	16,2
HMFx 8x6	892	397	784	288,5	18,5	18,9
HMFx 8+8	240	683	132	575	8,6	8,8
HMFx 8+8x2	371	683	263	575	13,2	13,5
HMFx 8+8x3	501	683	393	575	17,8	18,2
HMFx 8+8x4	631	683	523	575	22,4	23,0
HMFx 8+8x5	762	683	654	575	27,0	27,7
HMFx 8+8x6	892	683	784	575	31,6	32,4

*For other sizes or frame combinations not presented here, contact sales department

*All dimensions are nominal values

Sealing Area



SIZE	SEALING AREA (w x h)
2	120x60
4	120x120
6	120x180
8	120x240

Installation references

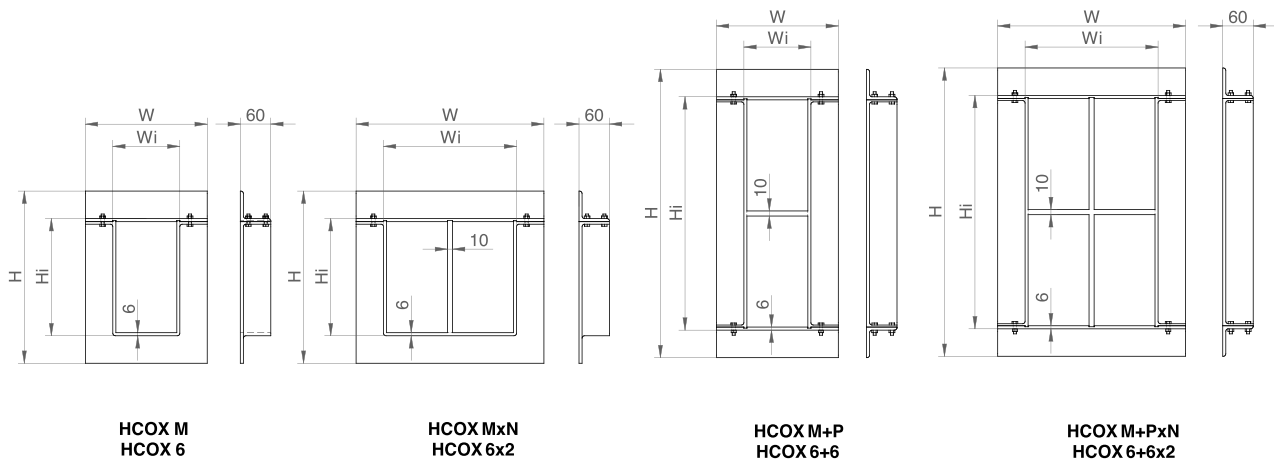
See assembly parts	69
See accessories	79
See installation guide	127
See bolted instructions	156
See inspection check	172

HCOX Frame

Rectangular civil frame with 60mm flange and removable end which allows installation around existing cables.
Made in 6mm thickness steel with 60mm flange.

CHARACTERISTICS

- Available in four standard sizes 120 width, 2,4,6,8. Multiple frames are available as combination of two or more apertures arranged horizontally, vertically or both combined.
- Designed to be bolted or casted.
- Materials: Mild Steel, Stainless Steel.
Other materials under request.
- To be sealed with standard or EMC HF blocks, compression systems and accessories.
- Ex available under request.



*Frame designation: M = size row 1; P = size row 2; N = number of columns.

DESCRIPTION	EXTERNAL DIMENSIONS (mm)				WEIGHT (Kg)	
	W	H	Wi	Hi	Mild Steel	Stainless Steel
HCOX 2	240	221	132	113	3,6	3,7
HCOX 2x2	371	221	263	113	5,5	5,6
HCOX 2x3	501	221	393	113	7,3	7,5
HCOX 2x4	631	221	523	113	9,1	9,3
HCOX 2x5	762	221	654	113	10,9	11,2
HCOX 2x6	892	221	784	113	12,7	13,1
HCOX 4	240	280	132	172	4,3	4,4
HCOX 4x2	371	280	263	172	6,3	6,5
HCOX 4x3	501	280	393	172	8,4	8,6
HCOX 4x4	631	280	523	172	10,5	10,7
HCOX 4x5	762	280	654	172	12,5	12,9
HCOX 4x6	892	280	784	172	14,6	15,0

*All dimensions are nominal values

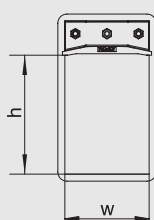
HCOX Frame

DESCRIPTION	EXTERNAL DIMENSIONS (mm)				WEIGHT (Kg)	
	W	H	Wi	Hi	Mild Steel	Stainless Steel
HCOX 4+4	240	449	132	341	7,0	7,2
HCOX 4+4x2	371	449	263	341	10,3	10,6
HCOX 4+4x3	501	449	393	341	13,6	13,9
HCOX 4+4x4	631	449	523	341	16,9	17,3
HCOX 4+4x5	762	449	654	341	20,2	20,7
HCOX 4+4x6	892	449	784	341	23,4	24,0
HCOX 6	240	338	132	230	4,9	5,0
HCOX 6x2	371	338	263	230	7,2	7,4
HCOX 6x3	501	338	393	230	9,5	9,8
HCOX 6x4	631	338	523	230	11,8	12,1
HCOX 6x5	762	338	654	230	14,2	14,5
HCOX 6x6	892	338	784	230	16,5	16,9
HCOX 6+6	240	566	132	458	8,3	8,5
HCOX 6+6x2	371	566	263	458	12,1	12,4
HCOX 6+6x3	501	566	393	458	15,9	16,3
HCOX 6+6x4	631	566	523	458	19,6	20,1
HCOX 6+6x5	762	566	654	458	23,4	24,0
HCOX 6+6x6	892	566	784	458	27,2	27,9
HCOX 8	240	397	132	289	5,5	5,7
HCOX 8x2	371	397	263	289	8,1	8,3
HCOX 8x3	501	397	393	289	10,7	10,9
HCOX 8x4	631	397	523	289	13,2	13,5
HCOX 8x5	762	397	654	289	15,8	16,2
HCOX 8x6	892	397	784	289	18,3	18,8
HCOX 8+8	240	683	132	575	9,6	9,8
HCOX 8+8x2	371	683	263	575	13,8	14,2
HCOX 8+8x3	501	683	393	575	18,1	18,6
HCOX 8+8x4	631	683	523	575	22,4	22,9
HCOX 8+8x5	762	683	654	575	26,7	27,3
HCOX 8+8x6	892	683	784	575	30,9	31,7

*For other sizes or frame combinations not presented here, contact sales department

*All dimensions are nominal values

Sealing Area



SIZE	SEALING AREA (w x h)
2	120x60
4	120x120
6	120x180
8	120x240

Installation references

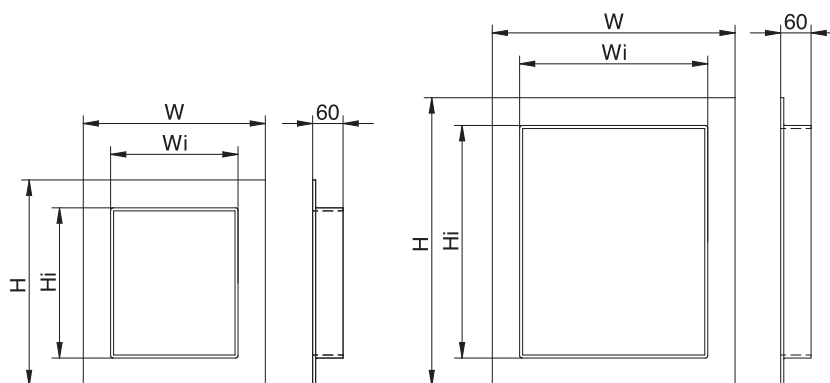
See assembly parts	69
See accessories	79
See installation guide	127
See bolted instructions	156
See inspection check	172

HCLX Frame

Rectangular civil frame with 60mm flange for sealing services with an overall diameter greater than 100mm. Made in 6mm thickness steel.

CHARACTERISTICS

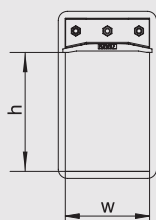
- Available in three standard sizes: 180, 240 and 360.
- Designed to be bolted or casted into a wall or structure.
- Materials: Mild Steel, Stainless Steel. Other materials under request.
- To be sealed using standard or EMC HF blocks.
- To be sealed using special compression system (180, 240 or 360mm).
- Ex available under request.



DESCRIPTION	EXTERNAL DIMENSIONS (mm)				WEIGHT(Kg)	
	W	H	Wi	Haut.	Mild Steel	Stainless Steel
HCLX 180	300	338	192	230	5,0	5,1
HCLX 240	360	400	252	292	6,3	6,5
HCLX 360	480	560	372	452	9,3	9,5

*All dimensions are nominal values

Sealing Area



SIZE	SEALING AREA (w x h)
180	180 x 180
240	240 x 240
360	360 x 360

Installation references

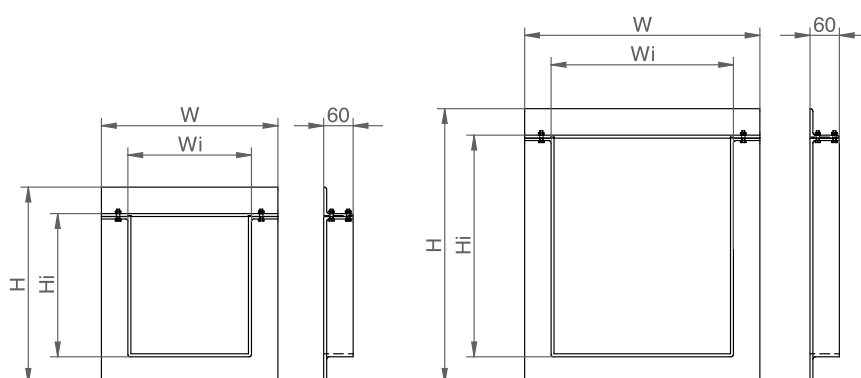
See assembly parts	xx
See accessories	xx
See installation guide	xx
See bolted instructions	xx
See inspection check	xx

HCLOX Frame

Rectangular civil frame with 60mm flange for sealing services with an overall diameter greater than 100mm. Made in 6mm thickness steel. It has a removable end for retrofitting around an existing cable or pipe.

CHARACTERISTICS

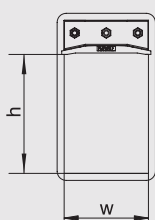
- Available in three standard sizes: 180, 240 and 360.
- Designed to be bolted or casted into a wall or structure.
- Materials: Mild Steel, Stainless Steel.
Other materials under request.
- To be sealed using standard or EMC HF blocks.
- To be sealed using special compression system (180, 240 or 360mm).
- Ex available under request.



DESCRIPTION	EXTERNAL DIMENSIONS (mm)				WEIGHT(Kg)	
	W	H	Wi	Haut.	Mild Steel	Stainless Steel
HCLOX 180	300	338	192	230	5,5	5,6
HCLOX 240	360	400	252	292	6,9	9,0
HCLOX 360	480	560	372	452	10,2	10,5

*All dimensions are nominal values

Sealing Area



SIZE	SEALING AREA (w x h)
180	180 x 180
240	240 x 240
360	360 x 360


Installation references

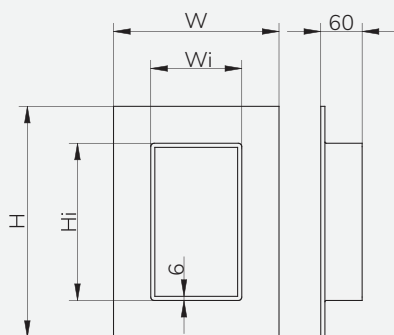
See assembly parts	69
See accessories	79
See installation guide	127
See bolted instructions	156
See inspection check	172

HTS

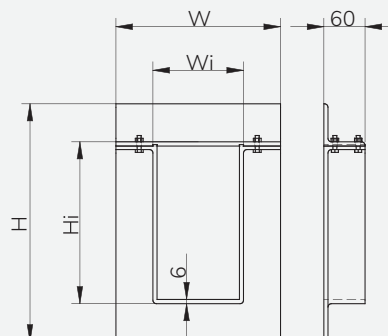
DIMENSIONS

GUIDELINES  → for civil frames

 → HCX/HCOX



HCX



HCOX


$$W = W_i + 108$$

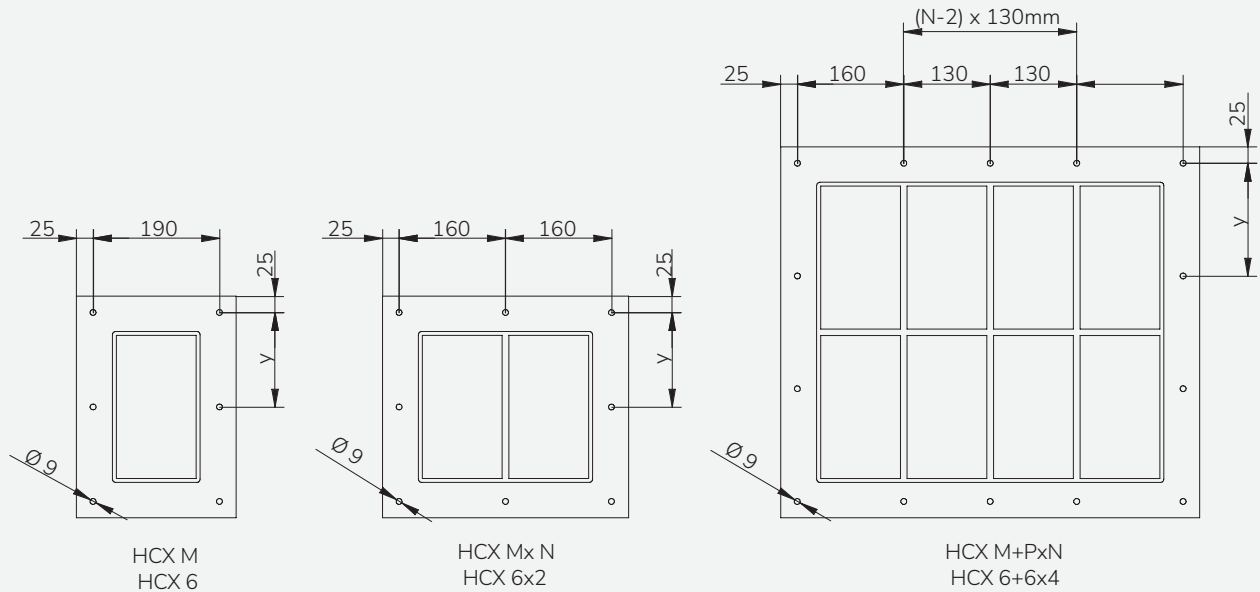
$$H = H_i + 108$$

SIZE	x 1		x N									
	Hi (mm)	Wi (mm)	Hi (mm)	Wi (mm)								
				x 2	x 3	x 4	x 5	x 6	x 7	x 8	x 9	x 10
2	113	132	113	263	393	523	654	784	914	1044	1175	1305
2+2	224	132	224									
4	171,5	132	171,5									
4+2	282,5	132	282,5									
4+4	341	132	341									
6	230	132	230									
6+2	341	132	341									
6+4	399,5	132	399,5									
6+6	458	132	458									
8	288,5	132	288,5									
8+2	399,5	132	399,5									
8+4	458	132	458									
8+6	516,5	132	516,5									
8+8	575	132	575									

DRILLING

GUIDELINES → for civil frames

 → HCX/HCOX



SIZE	NUMBER OF VERTICAL HOLES	y (mm)	NUMBER OF HORIZONTAL HOLES									
			x 1	x 2	x 3	x 4	x 5	x 6	x 7	x 8	x 9	x 10
1 *	2	171										
2	2	171										
2+2	3	141										
3 *	2	229										
4	2	229										
4+2	3	170										
4+4	3	200										
5 *	3	144										
6	3	144	2	3	4	5	6	7	8	9	10	11
6+2	4	133										
6+4	4	152										
6+6	4	172										
7 *	3	173										
8	3	173										
8+2	4	152										
8+4	4	172										
8+6	5	144										
8+8	5	158										

* 60 mm width frames (1, 3, 5, 7) only available for HCX civil frames in x1 aperture size.